



THE GEORGE WASHINGTON UNIVERSITY

GRADUATE STUDENT HANDBOOK

2025-2026

GASF-2526-504



Office of Graduate
& Postdoctoral Affairs



TABLE OF CONTENTS

- 3 Message from the Vice Provost
- 4 About the Office of Graduate Affairs

5 ACADEMIC RESOURCES

- 6 Academic Calendar
- 6 Fall Semester 2025
- 6 Spring Semester 2026
- 7 Summer Semester 2026
- 8 Registration Calendar
- 8 Fall 2025 Registration, General Registration
- 9 University Bulletin
- 10 Graduate Programs and Degree Requirements
- 11 Electronic Theses and Dissertations: Guidelines and Requirements
- 12 Grievance Procedures for Graduate Students
- 13 Graduate Tuition and Fees

14 GRADUATE STUDENT FUNDING

- 15 Student Financial Assistance
- 16 Assistantships and Fellowships
- 17 Tax Information
- 18 Healthcare, Student Health Insurance Program (SHIP), SHIP Subsidy

19 STUDENT CAREER AND LIFE RESOURCES

- 20 GW's Student Government Association (SGA)
- 21 Academic Support
- 24 Campus Events and Clubs
- 27 Campus and Surrounding Areas
- 29 Career Services
- 30 Dining
- 31 Disability Support Services
- 32 Health and Wellnes
- 33 Housing
- 34 International Services Office
- 35 Mental Health
- 36 Military and Veteran Services
- 37 Safety
- 38 Transportation
- 39 Emergency phone numbers

MESSAGE FROM THE VICE PROVOST



Dear Graduate Students,

We are thrilled to have you join our vibrant academic community here at the George Washington University (GW)! GW is a comprehensive university that offers numerous opportunities for academic development and research in a large variety of disciplines. Our world-class faculty are leading scholars and conduct cutting-edge research. GW is a Research I university according to the Carnegie Classification of Institutions of Higher Education in the United States, and is a proud member of the Association of American Universities (AAU), informally called America's Leading Research Universities.

As you embark on your academic journey, I encourage you to explore all the resources and opportunities available to you. Whether you're interested in joining a student club, engaging in research supervised by a faculty member, or seeking an internship, there's always something available to you at GW. Beyond campus, our location - in the vibrant Metro DC area in the heart of the nation's capital, a world-class cosmopolitan and multicultural city, and the seat of the federal government - offers unparalleled opportunities and experiences to the GW community. A plethora of opportunities for cultural enrichment, entertainment, and internship experiences may be found throughout the capital region, as well as online.

To help you navigate your graduate school experience, the Office of Graduate Affairs (OGA) has created this Graduate Student Handbook. This handbook serves as a guide to essential information about university-wide academic policies and campus resources designed to enhance your education and personal growth. Please use this as a supplement to the policies and procedures that your own program or school may have.

Welcome to the GW student community! We are committed to your success, safety, academic freedom, sense of belonging, and well-being, and we look forward to supporting you throughout your studies at GW. By accepting GW's offer of admission, you are agreeing that you will abide by all [student codes of conduct](#) inside and outside the classroom.

Raise High!

A handwritten signature in black ink, appearing to read 'Suresh'.

Suresh Subramaniam
Vice Provost for Graduate and Postdoctoral Affairs



ABOUT THE OFFICE OF GRADUATE AFFAIRS

WEBSITE: <https://gradpostdoc.gwu.edu/>

PHONE: 202-994-6822

EMAIL: ogpa@gwu.edu

The [Office of Graduate Affairs](#) (OGA), a part of the Office of Graduate and Postdoctoral Affairs, is dedicated to enhancing the experience of graduate students at the George Washington University. OGA works to establish and promote effective collaboration among the GW schools and colleges that support graduate education. The office offers guidance to graduate students to support them through their academic journey and professional development. OGA organizes university-wide events for graduate students including the Graduate and Professional Student Appreciation Week (GPSAW) during the first week of April and the university's Three Minute Thesis (3MT) competition, usually in February. Through events like these, the office aims to foster a sense of community among graduate students. OGA publishes this handbook annually to help graduate students navigate their academic journeys at GW.

ACADEMIC RESOURCES

GRADUATE STUDENTS



ACADEMIC CALENDAR

WEBSITE: <https://www.gwu.edu/academic-calendar>

The academic calendar outlines key dates and milestones for graduate students, including semester start and end dates, registration deadlines, holidays, and exam periods. Each school also has their own academic calendars - and some calendars greatly differ from the university calendar - so be sure to check your school's website for more information. The university academic calendar serves as a comprehensive guide to help students plan their academic schedules and stay organized throughout their graduate studies. The calendar is organized by semester (fall, spring, summer). Some GW programs operate on a different academic calendar and students should check with their program to confirm calendar dates. Some dates are subject to change.

FALL SEMESTER 2025

First Day of Classes *Monday, August 25, 2025*

**Labor Day
(no classes)** *Monday,
September 1, 2025*

**Fall Break
(no classes)** *Thursday - Friday,
October 9-10, 2025*

**Thanksgiving Break
(no classes)** *Monday - Saturday,
November 24 - 29, 2025*

Last Day of Classes* *Monday, December 8, 2025*

Designated Thursday *Tuesday, December 9, 2025*

Designated Friday *Wednesday,
December 10, 2025*

Make-up/Reading Day* *Thursday,
December 11, 2025*

Final Exams* *Friday - Thursday,
December 12 - 18, 2025*

Fall Degree Conferral *Friday, January 9, 2026*

SPRING SEMESTER 2026

First Day of Classes *Monday, January 12, 2026*

**Martin Luther King Jr. Day
(no classes)** *Monday, January 19, 2026*

**Presidents Day
(no classes)** *Monday, February 16, 2026*

**Spring Break
(no classes)** *Monday - Saturday,
March 9 - 14, 2026*

Last Day of Classes *Monday, April 27, 2026*

Make-Up Day *Tuesday, April 28, 2026*

Designated Monday *Wednesday, April 29, 2026*

Reading Days *Thursday, April 30 -
Friday, May 1, 2026*

Final Exams *Saturday - Friday,
May 2 - 9, 2026*

**Commencement
Weekend** *Thursday - Sunday,
May 14 - 17, 2026*

Spring Degree Conferral *Sunday, May 17, 2026*

SUMMER SEMESTER 2026

Session I begins (6-, 8-, 10-week and full-term sessions)	<i>Monday, May 18, 2026</i>
Memorial Day (no classes)	<i>Monday, May 25, 2026</i>
Juneteenth (no classes)	<i>Friday, June 19, 2026</i>
6-week Session I ends	<i>Saturday, June 27, 2026</i>
Session II begins (6 week session)	<i>Monday, June 29, 2026</i>
Independence Day observed (no classes)	<i>Friday, July 3, 2026</i>
8-week Session I ends	<i>Saturday, July 11, 2026</i>
10-week Session I ends	<i>Saturday, July 25, 2026</i>
6-week Session II ends	<i>Saturday, August 8, 2026</i>
Full-term Session I ends	<i>Saturday, August 15, 2026</i>
Summer Degree Conferral	<i>Monday, August 31, 2026</i>
Law Degree Conferral	<i>Tuesday, September 1, 2026</i>

Make-Up Day: This day is held to allow the university and/or an individual faculty member to offer a make-up class for any unanticipated class cancelations or disruptions related to weather, emergencies, or a change to the class schedule.

REGISTRATION CALENDAR

WEBSITE: <https://registrar.gwu.edu/fall-spring-schedule>

Registration dates relevant to graduate students can be found below. You can find more information on registration guidelines and forms on the [Office of the Registrar's website](#).

Please note: Depending on when you drop a class during the semester, if you choose to do so, then you will receive tuition refunds depending on the date you dropped it. You can see the deadlines and rates here: <https://studentaccounts.gwu.edu/tuition-refund-policy>.

FALL 2025 REGISTRATION

Mar 27 - Aug 24

Registration opens at 9am March 27th for All Degree-Seeking Graduate Students

GENERAL REGISTRATION

April 7

Monday

Waitlists open at 9 am
First day to submit RTF-EZ

Apr 7 - Aug 24

All Degree-Seeking Students

Aug 6 - 24

Non-Degree Students

LATE REGISTRATION

August 25

Monday

First Day of Classes

August 29

Friday

Last day for [Consortium](#) Registration
Registration opens at 10 am with waitlists cleared

September 7

Sunday

Last day to add a course on GWeb

September 19

Friday

Last day to add a course using the RTF-EZ or drop a course using the RTF-EZ without academic penalty

October 17

Friday

Last day to change grade mode with Dean's permission

November 2

Sunday

Last day to withdraw from a course with a grade of 'W' on GWeb

UNIVERSITY BULLETIN

WEBSITE: <https://bulletin.gwu.edu/university-regulations/#graduatetext>

The [University Bulletin](#) serves as a comprehensive guide for graduate students, offering vital information on university policies, procedures, resources, academic programs, and courses. The bulletin is updated annually and is an important resource for navigating academic policies at the university. It is important for graduate students to review its contents diligently, as it provides details not covered in this handbook. Information from the Bulletin is outlined below.

[Registration](#)

[Eligibility for Registration](#)

[Completion of Registration](#)

[Registration for Consortium Courses](#)

[Adding, Dropping, and Withdrawing from Courses](#)

[Changes in Program of Study](#)

[Grades](#)

[Graduate Grading System](#)

[Incompletes*](#)

[Grade-Point Average](#)

[Assignment of Credits](#)

[Eligibility for Graduation](#)

[Application for Graduation**](#)

[Participation in the Commencement Ceremony](#)

[Graduate Thesis or Dissertation](#)

[Academic Workload](#)

[Study Abroad](#)

[Continuous Enrollment Status](#)

[Leave of Absence](#)

[Policy Regarding Students Called to Active Military Duty](#)

[Complete Withdrawal from the University](#)

[Non-Degree Students](#)

[University Policies and Definitions](#)

GRADUATE PROGRAMS AND DEGREE REQUIREMENTS

WEBSITE: https://bulletin.gwu.edu/find-your-program/#filter=.filter_29

GW's ten schools offer a diverse array of graduate programs designed to cultivate academic excellence, innovative research, and professional growth. With more than 70 doctoral, 180 masters, and 120 graduate certificate programs to choose from, graduate students have the opportunity to specialize in a range of disciplines and learn from the world-class faculty of GW.

You can find more information about programs in your chosen discipline [here](#).

DEGREE REQUIREMENTS

Courses of study requirements differ by school and program. Please refer to your school for more information. You can also review your progress in DegreeMAP.

[College of Professional Studies](#)

[Columbian College of Arts and Sciences](#)

[Elliott School of International Affairs](#)

[Graduate School of Education and Human Development](#)

[Law School](#)

[Milken Institute School of Public Health](#)

[School of Business](#)

[School of Engineering and Applied Sciences](#)

[School of Medicine and Health Sciences](#)

[School of Nursing](#)

ELECTRONIC THESES AND DISSERTATIONS:

GUIDELINES AND REQUIREMENTS

WEBSITE: <https://gradpostdoc.gwu.edu/gw-etds>

PHONE: 202-994-6822

EMAIL: etds@gwu.edu

DEADLINES FOR ETD: <https://gradpostdoc.gwu.edu/etd-deadlines>

The Electronic Theses and Dissertation (ETD) Program was adopted to allow graduate students to create works of scholarship that are interactive, visually appealing, and readily accessible to a large audience of interested readers. In addition, ETD can include content that is not easily integrated into paper-based documents, such as high-resolution graphics, charts, images, photographs, and multimedia elements.

Like a paper-based thesis or dissertation, an ETD describes why the work was done, how the research relates to previous work, what research methods were used and what was found, followed by an interpretation and discussion of the results.

The university uses the [ProQuest ETD Administrator](#) to facilitate the submission/approval process of GW ETD. By submitting to the ProQuest ETD Administrator, the final and approved version of your thesis or dissertation will be deposited to [ProQuest's Dissertation and Theses Online Database](#) and the university's institutional repository, [GW ScholarSpace](#).

Please refer to the [Electronic Theses and Dissertation \(ETD\) website](#) for more information about submission guidelines, instructions on formatting your final manuscript, and publishing options.

GRIEVANCE PROCEDURES FOR GRADUATE STUDENTS

Navigating academic and administrative challenges is a part of graduate student life, and GW aims to address grievances effectively and maintain a supportive and fair academic environment. Whether an issue pertains to academic disputes, administrative matters, or other concerns, students are encouraged to follow the outlined procedures to ensure their grievances are addressed promptly and equitably.

At GW, graduate student academic grievances, such as those pertaining to program requirements, grades, suspension, termination, procedural and policy irregularities, and dissertation committee decisions, are handled at the department and/or school level. Students with an academic grievance should consult their school's webpage listed on the [Office of Graduate Affairs website](#) outlining the applicable local procedures.

In most cases, grievances are first reviewed at the department level, typically by the Department Chair, whose decision is considered final at that stage. If a student wishes to appeal, the matter may be escalated to the Dean's office for further review. The decision issued by the Dean's office represents the final level of review, and no further institutional appeal is available.

ETHICSPPOINT

Concerns can also be reported 24/7 via [EthicsPoint](#), managed by NAVEX Global, either online or by calling (888) 508-5275, with the option for anonymity. The university's Non-Retaliation Policy ensures protection for those who report in good faith. Separate reporting mechanisms exist for concerns involving GW Hospital or GW Medical Faculty Associates.

OTHER CONCERNS

Students who experience or witness discrimination, harassment, or bias are encouraged to report concerns through the university's Office of Advocacy & Support (OAS) or the Office of Access and Opportunity (OAO). The university provides centralized options for submitting reports, learning about response processes, and accessing support. To review reporting pathways and available resources, please visit: <https://oao.gwu.edu/reporting>. An additional resource we recommend starting with is the Conflict Education & Student Accountability office. For grievances related to Title IX, students should contact the Title IX Office. Title IX issues include,

but are not limited to, discrimination based on sex and sexual harassment. For emergencies, contact 911 or GW Emergency Services at (202) 994-6111. It's important to know what GW expects of you and your GW community as well as what you can expect from GW. The [Code of Academic Integrity](#) and the [Code of Student Conduct](#) provide some of the expectations for GW students' behavior in class, outside of class, off-campus, and online.



GRADUATE TUITION AND FEES

Graduate tuition is charged per credit hour, unless otherwise noted. Rates vary by program and location; please select your school, from the list below, to determine the tuition rate for your program.

2025-2026

[College of Professional Studies](#)

[Columbian College of Arts & Sciences](#)

[Elliott School of International Affairs](#)

[Graduate School of Education & Human Development](#)

[Law School](#)

[Milken Institute School of Public Health](#)

[School of Business](#)

[School of Engineering & Applied Science](#)

[School of Medicine & Health Sciences](#)

[School of Nursing](#)

GRADUATE STUDENT FUNDING

GRADUATE STUDENTS



STUDENT FINANCIAL ASSISTANCE

WEBSITE: <https://financialaid.gwu.edu/>

PHONE: 202-994-6620

EMAIL: finaid@gwu.edu

The [Office of Student Financial Assistance](#) administers financial aid for both our undergraduate and graduate students.

For our graduate students, GW offers financial aid in the form of Federal Direct Unsubsidized, Federal Direct Graduate PLUS, and private alternative loans to students who have been admitted to one of our graduate degree or approved graduate certificate programs. We also have a limited amount of Federal Work study available to Main campus students in degree-granting programs. To learn more about how to apply for financial aid, please visit this [webpage](#).

Professional students enrolled in the [Law School](#) or MD and Physician Assistant Candidates in the [School of Medicine and Health Sciences](#), and students in the [Milken Institute School of Public Health](#) should contact their respective financial aid office; all other students in the School of Medicine and Health Sciences should follow the procedures/information on the Student Financial Assistance website for filing financial aid application materials.

The Office of Student Financial Assistance also offers some forms of emergency funding. [Emergency funding](#) can support personal expenses and some tuition charges.

ASSISTANTSHIPS AND FELLOWSHIPS

WEBSITE: <https://gradfellowships.gwu.edu/>

PHONE: 202-994-6822

EMAIL: gradfell@gwu.edu

The [Office of Graduate Assistantships and Fellowships](#) (OGSAF) provides support to graduate students searching for funding. OGSAF facilitates the administration of assistantships across all graduate schools. The office also manages some university-wide fellowships and endowment awards.

If a student receives an award from GW or from another entity, it's important that they review the award letter to ensure they follow the award's requirements. If they have questions about the award, please contact the awarding department. A specific contact person should be listed in the body of the award letter.

Fellowship packages can include one or more of the following funding types:

- Tuition discounts or scholarships: some departments offer graduate students a percentage discount off their tuition, a certain number of course credits covered, or a specific scholarship amount applied to tuition. This support often does not apply to fees such as matriculation fees, registration fees or enrollment fees. This type of support is applied directly by the department to a student's account at the beginning of each semester offered.
- Stipends: some departments offer graduate students a living stipend to be used for daily expenses such as housing, food, etc. Students with stipend awards receive their payment at the beginning of each month for the duration of the award.
- Graduate assistantships: some departments offer graduate students an assistantship position with a salary. Assistantship salaries are paid to students at the end of each month for the duration of the position.

AWARDS REQUIREMENT CONDITIONS

When a graduate student accepts an award from the university, whether in the form of assistantships, stipends, or tuition awards, the student is subject to specific conditions and should be aware of general information. **It is essential that award recipients understand and comply with these requirements to maintain their eligibility.** The conditions cover aspects such as official acceptance of the award, enrollment requirements, academic performance standards, financial responsibilities, and conditions specific to assistantships. Recipients are encouraged to thoroughly review these [award requirements](#) to ensure a successful academic experience supported by their awarded funds.

TAX INFORMATION

WEBSITE: <https://taxdepartment.gwu.edu/taxation-scholarships-fellowships-stipends-0>

PHONE: 571-553-8317

EMAIL: tax@gwu.edu

A student or scholar who performs services or produces a product in exchange for pay receives “compensation” for their work and is generally considered an employee of the university. Compensation may be in the form of wages or salary. This compensation is processed through Payroll Service and is subject to federal, state, and FICA tax withholding, unless exempt under the “student FICA” exemption. Payroll Services issues paychecks biweekly or monthly and handles deductions from paychecks, based on information from various university departments. At year-end, the university reports all payments and taxes on Form W-2, which must be included in the individual’s personal income tax return.

For international students, U.S. tax laws require federal tax withholding and reporting on payments. Individuals are classified for tax purposes as U.S. citizens, permanent residents, resident aliens, or nonresident aliens. [The Tax Department](#) assists the international student, scholar or visitor to determine the individual’s residency status for tax purposes and to determine the proper federal, FICA, or state withholding on payments.

TAXES ON SCHOLARSHIPS AND FELLOWSHIPS

A scholarship payment received by a candidate for a degree is generally not taxable income to the student if it is used for “qualified expenses.” Qualified expenses are defined by the Internal Revenue Service (IRS) and include tuition and required fees, and/or for books, supplies, and equipment required of all students in the course. These payments do not need to be reported to the IRS by the student or the university.

A scholarship/fellowship used for expenses other than qualified expenses is taxable income. Taxable scholarships/fellowships are generally referred to as stipends and are payments for which no services are rendered or required. Examples of stipends are payments that can be used for living and incidental expenses such as room and board, travel, non-required books and personal computers, etc. The department granting the award is responsible for correctly determining the amount, which should be classified as a stipend, but such determination is always subject to review and reclassification by the Tax Department. All stipends are paid through university Payables except for certain athletic living stipends, which are paid through Student Account Services. More information can be found [here](#).

US tax residents and domestic students and scholars are responsible for reporting non-qualified scholarship payments and remitting any tax due with their personal income tax return, e.g. Form 1040 and the corresponding state forms by using IRS free file or other commercially available tax preparation software.

For the GW international population treated as nonresident aliens (NRAs) that had income (salary, stipend, prize, etc.) GW has purchased access to online tax preparation software called Sprintax to assist with their annual U.S. tax filing obligation. Please refer [here](#) for more details.

The Tax Department does not advise on personal tax matters outside the university.

HEALTHCARE

WEBSITE: <https://healthcenter.gwu.edu/>

PHONE: 202-994-8260

EMAIL: ship@gwu.edu

STUDENT HEALTH INSURANCE PROGRAM (SHIP)

Mandatory Eligibility: All undergraduate, graduate, law, medical, Health sciences, and doctoral students, who are enrolled in classes on the Foggy Bottom, Mount Vernon, VSTC, and Corcoran campuses, and all international students on a J1 or F1 Visa are required to have health insurance while they study at GW. These students will be automatically charged and enrolled in the GW SHIP and must submit a waiver form if they have another insurance plan that meets the required [waiver criteria](#). If you have other acceptable coverage you must waive by a certain deadline at [University Health Plans](#).

Voluntary Eligibility: All undergraduate and graduate student on all remaining campuses including Arlington or Alexandria campus, all non-degree seeking students with 9 or more credit hours, students on continuous enrollment, graduate students enrolled in continuous research, students on a school-approved leave of absence, and all online Medical and Nursing students who participate in clinical rotation on campus are eligible to enroll on a voluntary basis. If you are covered by a parent's or guardian's health plan, or have your own employer health coverage and want to continue using that health insurance plan you must waive out of GW SHIP each academic year you remain enrolled at GW.

Students who wish to opt out of GW SHIP must have health insurance coverage that meets certain domestic or international coverage requirements. More information is available from [University Health Plans](#). Please note, you must complete a waiver every academic year you remain enrolled at GW. Students who wish to opt out of GW SHIP must have health insurance coverage that meets certain domestic or international coverage requirements.

SHIP SUBSIDY

Graduate Assistants ([GIAs](#), [GTAs](#), [GSLs](#), and [GRAs](#)) and Graduate Research Fellows who have enrolled in the GW Student Health Plan and are [fully funded](#) (GWSPH and SMHS excluded), will be eligible for a subsidy towards the cost of the plan.

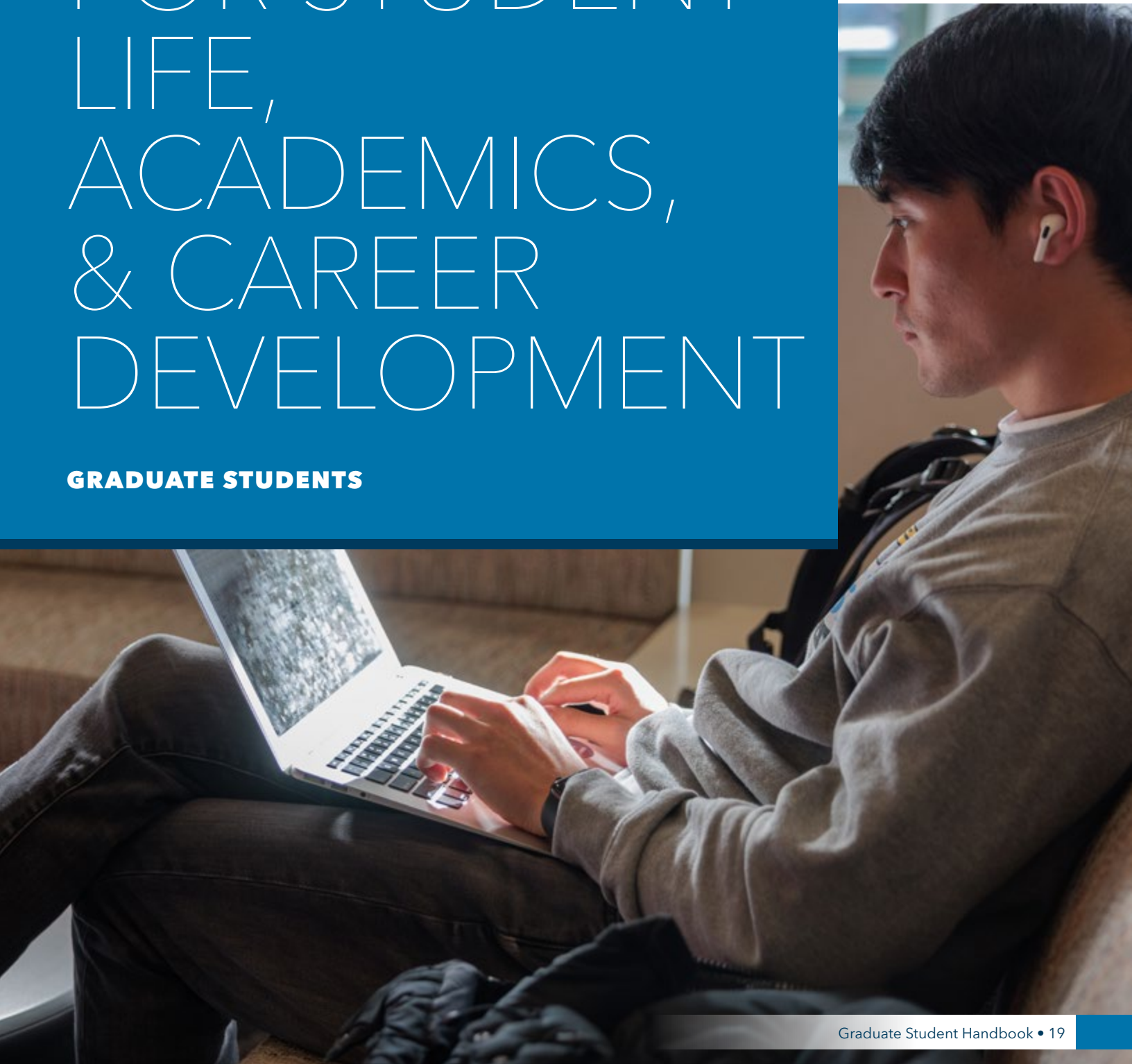
The total amount of the subsidy is 80% of the health insurance cost for the fall and spring/summer semesters. The Office of Graduate Student Assistantships and Fellowships (OGSAF) will apply the subsidy to the student's account in two payments (one payment in Fall and one payment in Spring) proportional to the cost of health insurance coverage in each semester.

If a student is enrolling in summer-only health insurance coverage and meets the above eligibility criteria, the health insurance subsidy will be applied to their summer bill.

Please contact OGSAF at gradfell@gwu.edu if you have questions about the subsidy.

UNIVERSITY RESOURCES FOR STUDENT LIFE, ACADEMICS, & CAREER DEVELOPMENT

GRADUATE STUDENTS



GW'S STUDENT GOVERNMENT ASSOCIATION (SGA)

WEBSITE: <https://www.sa.gwu.edu/>

EMAIL: sgapresident@email.gwu.edu

This section provides information and resources to support your academic journey and enhance your student experience. The following pages include details on housing, dining, student clubs, and other aspects of student life.

This section of the handbook was created in collaboration with the [GW Student Government Association](#) (SGA) Graduate Policy Committees. The GW Student Government is managed and run by students who are elected every year in April. There are many ways to participate and volunteer for their events throughout the year.



ACADEMIC SUPPORT

WEBSITE: <https://library.gwu.edu/> ; <https://academiccommons.gwu.edu/>

EMAIL: gelman@gwu.edu

PHONE: 202-994-6558

[GW Libraries and Academic Innovation \(LAI\)](#) provides essential services and resources to support teaching, learning, and research.

LIBRARIES:

GW Libraries and Academic Innovation (LAI) is made up of three library buildings. Access to all three buildings is available to all GW students, faculty, staff, and alumni.

- Estelle and Melvin [Gelman Library](#)
- [Eckles Library](#) on the Mount Vernon Campus
- [Virginia Science and Technology Campus Library](#)

Three specialized libraries are also available at GW:

- [Himmelfarb Health Sciences Library](#) is open to GW School of Medicine & Health Sciences, Milken Institute School of Public Health, and School of Nursing students, residents, faculty and staff
- [Jacob Burns Law Library](#) reserves exclusive access for GW Law faculty, students, alumni and staff; GW students, faculty and staff who need to use the Law Library's resources to conduct legal research; and students and faculty of OCLC Shares partner institutions.
- [Arthur D Jenkins Library](#) at the Textile Museum is open by appointment to visitors of all ages and levels of expertise.

GW is a member of the Washington Research Libraries Consortium, giving students access to library books in institutions across the DC metropolitan area.

GRADUATE STUDENT STUDY SPACES

The [Graduate Student Study Room](#) is a quiet study space on the fifth floor of Gelman Library, accessible via a tap of your GWorld card. The [Global Resources Center](#) on Gelman's seventh floor is open exclusively to graduate students outside of its staffed hours, also via your GWorld card. Learn more about available study spaces on the [Gelman Learning Spaces](#) page.

RESERVABLE STUDY ROOMS

Gelman Library group study rooms offer GW students a private, enclosed atmosphere for group study. Whiteboards are found in every study room. [Reserve your group study room](#).

Closed study carrels are available for reservation by GW graduate students only. Closed study carrels are located on the 4th and 5th floors of Gelman and offer a private, enclosed atmosphere for individual study. [Reserve your closed study carrel](#).

LOCKERS

Lockers are currently available for rent in Gelman Library on the 4th and 5th floors (located in the hallway past the bathrooms) and the Graduate Study Room (Gelman 503). [Learn how to rent a locker](#) for the semester or academic year.

RESEARCH SERVICES

LAI helps students to obtain the advanced research skills they need to succeed in a graduate program. [Workshops](#), in class instruction and [personal consultations](#) are available in:

- Coding & Programming
- Copyright
- Data Management Plans
- Digital Storytelling & Multimedia Tools
- Library Resources
- Mapping & GIS
- Multimedia & Digital Storytelling
- Open Educational Resources
- ORCID
- Publishing
- Research Data Management
- Specialized Research Collections/Archives
- Statistical Analysis

INSTRUCTIONAL SUPPORT

LAI offers workshops, resources, and consultations to improve teaching and the teaching experience for graduate assistants and anyone hoping to move into a teaching role in their career. A required course for graduate assistants, "Foundational Pedagogy for Graduate Assistants" helps them adjust to their teaching role. Graduate assistants can then choose to participate in many [workshops](#) on subjects such as teaching with technology, evidence-based teaching strategies, and generative AI in the classroom.

SOFTWARE AND TECHNOLOGY

Specialized Software

GW students have access to [many different software packages](#) depending on your school and program. [Library computers](#) are equipped with specialized research and programming tools such as NVIVO, SAS, Stata, and Adobe Creative Suite.

Check Out Multimedia Equipment

Video production [equipment loan](#), including cameras, lights, microphones, and smartphone accessories, is available to all GW students and faculty in the [CREATE Digital Studio](#). A fully-equipped video production studio and a smaller audio production studio are available to reserve.

The [GW Writing Center](#) provides free, peer-based support to students and faculty across the university. Through one-on-one sessions with student consultants, clients receive assistance at all stages of the writing process.

[GW Information Technology](#) (GWIT) offers technical assistance to students. They provide support for a wide range of issues, including hardware and software troubleshooting, network connectivity, and access to university systems.

CAMPUS EVENTS AND CLUBS

WEBSITES:

<https://calendar.gwu.edu/>

<https://mssc.gwu.edu/communities-and-cultural-events>

<https://gwu.campuslabs.com/engage/>

<https://students.gwu.edu/get-involved>

<https://studentlife.gwu.edu/events>

Students can discover what's happening on campus on the [University Events Calendar](#). Stay up-to-date with the latest lectures, workshops, social gatherings, and athletic events. Attending these events are a great way to explore, engage, and be a part of our vibrant campus community.

The [Multicultural Student Services Center](#) (MSSC) organizes communities and cultural events on campus. MSSC focuses its work on underrepresented students who are racial-, ethnic- and identity-based minority students. The MSSC staff is the lead contributor for diversity and inclusion in campus life, campus climate, and student advocacy. Programs are developed in conjunction with campus partners throughout the academic year, and provide exceptional opportunities for students to develop stronger cultural intelligence and intercultural competency.

Student organizations are one of the best ways to get involved on campus or remotely, and the [Division for Student Affairs](#) (DSA) is here to help you find an organization (or two) that fits your interests. Assembled under an array of causes, identities, and interests, student organizations at GW put on some of the most highly anticipated campus events and offer endless opportunities for involvement and leadership. There are 500+ active student organizations, and 87% of GW students are involved in at least one of them. [GW Engage](#) is a comprehensive hub where students can explore a wide array of student organizations and campus events. Students can search and filter through various clubs to find communities that match their interests and passions. The site also features a calendar of student events. Whether you're looking to connect with like-minded peers, develop new skills, or simply have fun, this website is your go-to resource for campus engagement.

Listed below are a list of clubs that graduate students can join, but is no where near an exhaustive list. More can be found on [GW Engage](#).

ARTS AND SCIENCES

- [Biology Graduate Student Council](#)
- [Forensic Psychology Student Association](#)
- [GW DATA Club](#)
- [Museum Education Student Association](#)
- [Museum Studies Student Association](#)
- [Student Association for Graduate Economists](#)

BUSINESS

- [Data Science Association](#)
- [English Graduate Student Association](#)
- [The George Washington University Consulting Club](#)
- [Graduate Finance Society](#)
- [Graduate Marketing Club](#)
- [GW MBA Business Analytics Club](#)
- [MBA Association](#)
- [Prospanica at GWU](#)

EDUCATION AND HUMAN DEVELOPMENT

- [Association of Curriculum and Pedagogy Students](#)
- [Education Policy Student Association](#)
- [The Graduate School of Education and Human Development Student Council](#)
- [Human & Organizational Learning Student Association](#)
- [Chi Sigma Iota, Rho Theta Chapter](#)

ENVIRONMENT AND SUSTAINABILITY

- [Environmental Justice Action Network](#)
- [GW Net Impact](#)
- [OneWorld GW](#)
- [Sustainable Urban Planning Student Organization](#)

EXTRACURRICULAR ACTIVITIES

- [GW Effective Altruism](#)
- [George Washington University Singers](#)
- [GW Program Board](#)
- [GW Quiz Bowl Team](#)
- [The Dragon Party](#)
- [The George Washington University Orchestra](#)

IDENTITY-BASED ORGANIZATIONS

- [Allied in Pride](#)
- [Asian American Student Association](#)
- [Black Public Health Student Network](#)
- [Bringing Underrepresented Research Scientists Together](#)
- [The Disabled Students Collective](#)
- [GW Forte Organization](#)
- [George Washington University Black MBA Association](#)
- [George Washington University Desis](#)
- [GW ALPFA](#)
- [GW Armenian Students Association](#)
- [GW Folklorico](#)
- [GW Veterans](#)
- [Hellenic Student Association](#)
- [Iranian Student Association](#)
- [LATAM@GW](#)

- [Multicultural Business Student Association](#)
- [National Association of Asian MBA's](#)
- [Out for Business](#)
- [OUT in International Affairs](#)
- [Silver Wings](#)
- [Society of Women Engineers](#)
- [Transgender and Non-Binary Students of GWU](#)
- [Women in Computer Science](#)
- [Women In International Security GWU Chapter](#)
- [Women's Leadership Fellows](#)
- [Women's MBA Association](#)

LAW

- [Student Bar Association](#)

PUBLIC HEALTH AND MEDICINE

- [Chi Sigma Iota, Rho Theta Chapter](#)
- [Chronic Health Advocates](#)
- [Clinical and Translational Research Student Organization](#)
- [George Hacks](#)
- [George Washington Student Organization of Biomedical Scientists](#)
- [The George Washington University Art Therapy Student Association](#)
- [GW Maternal and Child Health Network](#)
- [Health eLeaders Association](#)
- [Health Policy Student Association](#)
- [International Education Association of the George Washington University](#)
- [Jewish Student Association](#)
- [Master of Health Administration Student Association](#)
- [Medical Center Student Council](#)
- [Milken Institute School of Public Health Doctoral Student Association](#)
- [Milken por la Salud](#)
- [National Student Speech Language and Hearing Association](#)
- [Physical Therapy Student Organization](#)
- [Psychology Graduate Association](#)
- [Public Health Student Association](#)
- [Student National Medical Association](#)

PUBLIC POLICY AND INTERNATIONAL AFFAIRS

- [Alexander Hamilton Society at The George Washington University](#)
- [Elliott School Graduate Board](#)
- [ESIA South Asian Board](#)
- [The George Washington University Chinese Students and Scholars Association](#)
- [International Affairs Review](#)
- [Organization for International Development](#)
- [Organization of Asian Studies](#)
- [Policy Perspectives](#)
- [Strategic Crisis Simulations](#)
- [Trachtenberg Student Org](#)

ENGINEERING

- [The American Institute of Aeronautics and Astronautics](#)
- [Association of Energy Engineers - GW Student Chapter](#)
- [Biomedical Engineering Society](#)
- [Institute of Electrical and Electronics Engineers](#)

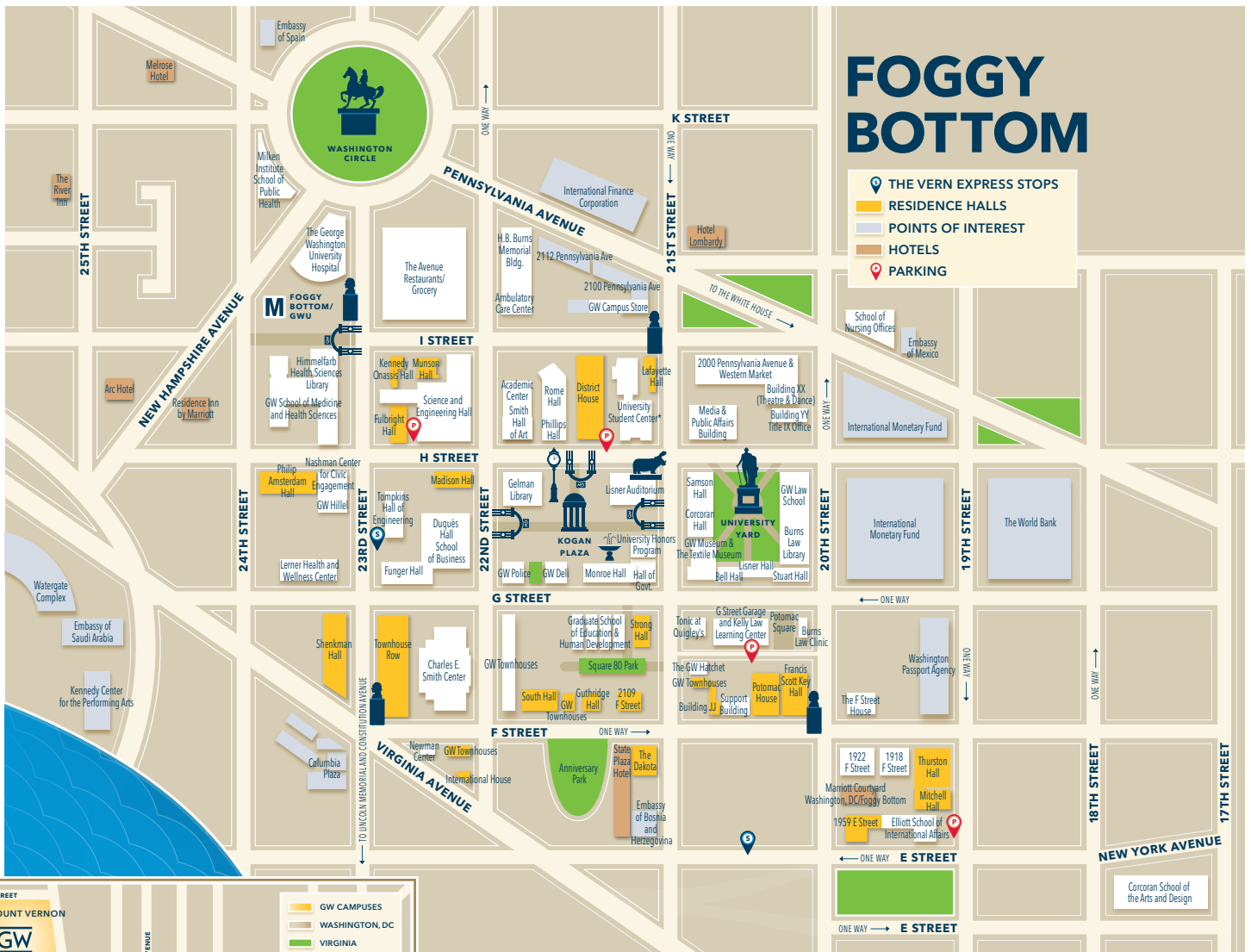
SPORTS

- [Balance: The GW Dance Group](#)
- [Brazilian Jiu-Jitsu](#)
- [George Washington University Men's Rugby Football Club](#)
- [GW Badminton Club](#)
- [GW Club Boxing](#)
- [GW Club Climbing](#)
- [GW Club Cross Country](#)
- [GW Club Field Hockey Team](#)
- [GW Club Gymnastics](#)
- [GW Club Swimming](#)
- [GW Men's Club Volleyball](#)
- [GW Women's Club Volleyball](#)
- [GWU Esports](#)

You can find a full list of GW sports clubs [here](#). If the organization for you isn't among this expansive list, you can [start your own](#).

CAMPUS AND SURROUNDING AREAS

WEBSITE: <https://explore.gwu.edu/interactive-campus-map>



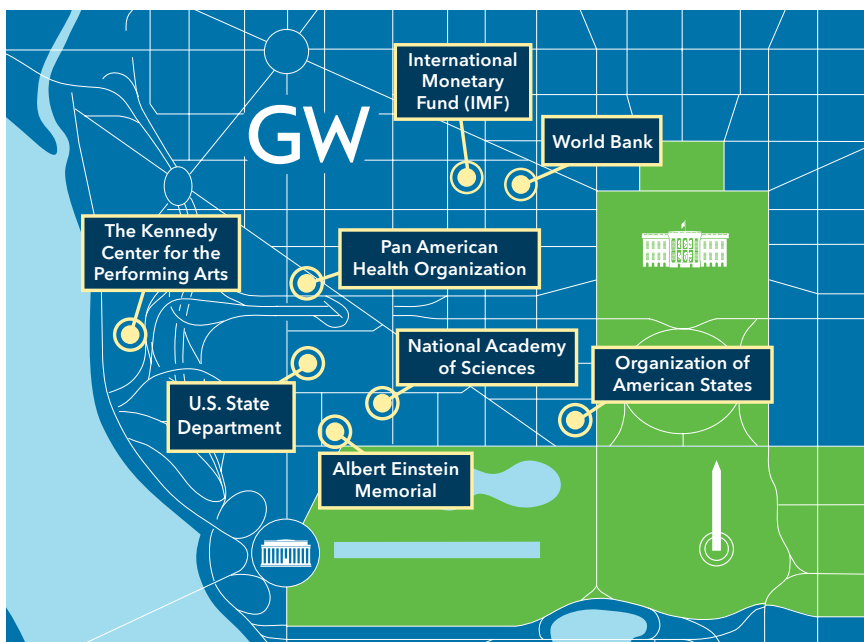
The George Washington University has several campuses in and around Washington, DC. The main campus is located in Foggy Bottom, surrounded by historic landmarks, government buildings, and world-renowned institutions such as the White House, the Kennedy Center, and the World Bank. Aside from the Foggy Bottom Campus, GW also has the Mount Vernon Campus, Virginia Science & Technology Campus, and academic centers in Alexandria and Arlington, VA and around the DMV. You can explore GW through these [interactive maps](#).

SIGHTSEEING

The university's [Foggy Bottom Campus](#) offers students access to a wealth of activities and attractions. Just steps from the GW campus, you can explore iconic landmarks such as the Lincoln Memorial and the Washington Monument on the National Mall. Students can dive into history and culture by visiting the Smithsonian Museums. The Kennedy Center is a great place to see plays, musical acts, and comedy shows. Stroll through Georgetown for unique shopping and dining experiences. Whether you are interested in history, arts, politics, or outdoor adventures, GW's surrounding neighborhoods provide endless opportunities to explore. There are many ways to explore the area through [walking and running routes](#).

NEARBY ATTRACTIONS

- [The White House](#)
- [United States Capitol](#)
- [Smithsonian museums](#)
- [The National Mall](#)
- [The Kennedy Center](#)
- [The Holocaust Memorial Museum](#)
- [The Library of Congress](#)
- [The National Zoo](#)



CAREER SERVICES

WEBSITE: <https://careerservices.gwu.edu/>

Graduate students have access to career support services through the GW [Center for Career Services](#) and their school-specific career offices. Career Services offices provide comprehensive career development and employment resources for all GW degree-seeking students. Services can include career coaching, self-assessments, resume and cover letter development, and interview preparation. Their goal is to prepare students for their transition into the workforce. You can find more information about your school's career services below.

[College of Professional Studies](#)

[Columbian College of Arts and Sciences](#)

[Elliott School of International Affairs](#)

[Graduate School of Education and Human Development](#)

[Law School](#)

[Milken Institute School of Public Health](#)

[School of Business](#)

[School of Engineering and Applied Sciences](#)

[School of Medicine and Health Sciences](#)

[School of Nursing](#)

HANDSHAKE

All GW students also have access to [Handshake](#), an online platform that helps students find jobs and internships. Students can explore organizations and network through the platform. They can also make appointments with career coaches, register for events, and access guides and resources. Incoming students will gain access to the system shortly prior to their first semester.



DINING

WEBSITE: <https://dining.gwu.edu>

EMAIL: dining@gwu.edu

PHONE: 202-994-FOOD (3663), Monday - Friday 8am - 4pm

GW offers [Meal Plans](#) tailored to fit each student's unique needs, offering flexibility, convenience, and affordability. The GW Dining team is committed to providing access to quality, nutritious, and culturally diverse food that is allergen-friendly and available in state-of-the-art dining facilities. GW students also have the opportunity to enjoy [discounts](#) at various [local restaurants](#) and receive a [free Grubhub+ Student Membership](#).



DISABILITY SUPPORT SERVICES

WEBSITE: <https://disabilitysupport.gwu.edu/>

EMAIL: dss@gwu.edu

PHONE: 202-994-8250

[Disability Support Services](#) (DSS) is the central resource for academic support for students with disabilities, recognizing disability within the context of diversity. DSS fosters a climate of universal academic excellence and promotes disability culture and broader diversity initiatives. Grounded in evidence-based practices and influenced by social justice, disability studies, feminist theory, and Universal Design, DSS centers disabled voices and lived experiences. The office provides individualized accommodations, progressive messaging about disability, and partnerships that prioritize inclusivity and accessibility, challenging traditional notions of normality across disciplines and programming.



HEALTH AND WELLNESS

WEBSITE: <https://campusrecreation.gwu.edu/lerner-health-and-wellness-center>
<https://healthcenter.gwu.edu/>

EMAIL: fit4life@gwu.edu

PHONE: 202-994-1532

The [Lerner Health and Wellness Center](#) is located at 23rd & G Streets and is available to all students. The fitness center is equipped with a wide range of cardio and strength training equipment. The upper levels feature two large gymnasiums with a suspended track and four courts for drop-in recreation and events like basketball, volleyball, badminton, and Intramural Sports. There is also a multipurpose room for group fitness, dance, and sport conditioning. The lower levels include a three-lane lap pool, additional weight lifting equipment for olympic and powerlifting, a functional fitness room, one racquetball court, full locker rooms, and an equipment rental desk.



HOUSING

WEBSITE: <https://offcampus.students.gwu.edu/>

EMAIL: ocsa@gwu.edu

Campus housing is currently not available to graduate, law, medical, and professional students. [Off Campus Student Affairs](#) offers resources to current and prospective graduate students seeking housing opportunities. The [Off-Campus Housing Website](#) offers a list of rentals as well as a roommate search platform.



INTERNATIONAL SERVICES OFFICE

WEBSITE: <https://internationalservices.gwu.edu/>

EMAIL: iso@gwu.edu

PHONE: 202-994-4477

The [International Services Office](#) supports international students and scholars during their time at GW. As the primary administrative, programming, and advising office for the GW international community, they offer assistance with immigration questions and other needs. International Student and Scholar Advisors are available during office hours to meet with students and scholars both virtually and in-person to address any immigration concerns.

MENTAL HEALTH

WEBSITE: <https://healthcenter.gwu.edu/counseling-and-psychological-services>

PHONE: 202-994-5300

GW-SPECIFIC RESOURCES

Counseling and Psychological Services (CAPS): [GW CAPS](#) offers comprehensive and inclusive mental health services to students that need support for emotional and personal growth. Through counseling, outreach, campus partnerships, and educational initiatives, CAPS engages the entire GW community to foster a culture of holistic well-being. Their counselors provide a safe, non-judgmental, and confidential environment for students to discuss their concerns, emphasizing the importance of diversity and culturally sensitive care. CAPS also offers workshops, group sessions, and support spaces to further support the GW community's mental health needs.

TimelyCare: All GW students have free, 24/7 access to virtual care services with [TimelyCare](#), a platform designed for college students. No insurance or in-person visits to the Student Health Center are needed. Services include on-demand medical and emotional support, scheduled medical and counseling visits, health coaching, and self-care content like meditation and yoga. Psychiatry appointments are available through a referral. This service is available to all students year-round. Visit go.gwu.edu/timelycare to get started.

Care Team: The [CARE Team](#) helps create a supportive community by identifying and referring students who need additional assistance to appropriate services. This team ensures students receive the support they need to succeed at GW and beyond. The CARE Team operates Monday through Friday, 9:00 am to 6:00 pm, and is not an emergency system.

Talkspace: Talkspace is an online therapy service that connects users to a licensed therapist in their state of residence through private messaging and live video. The School of Medical and Health Sciences provides all SMHS students with unlimited texting and four video therapy sessions per month, free of charge. To register, visit www.talkspace.com/gwu and input your GW email address. After registration and therapist matching, you can schedule an optional 10-minute live video introduction session. Going forward, you'll have four virtual sessions per month, and you can send text, video, and picture messages to your therapist at any time for a similar response. For more details, please visit the [Talkspace FAQ page](#).

OTHER RESOURCES

Headspace: The mindfulness app, [Headspace](#), offers a student plan for \$9.99 annually. It provides daily meditation, sleep and movement exercises, and kids' programs. As the most evidence-based mindfulness product available, its programs are designed to enhance your daily life. If you're new to meditation, Headspace offers a 10-day beginner's course called the Basics to teach you the essentials of meditation. You can also explore various themes such as health, work, relationships, and more.



MILITARY AND VETERAN SERVICES

WEBSITE: <https://military.gwu.edu/>

EMAIL: vetserve@gwu.edu

PHONE: (202) 994-9570

The Office of [Military & Veteran Services](#) at George Washington University is dedicated to supporting military-affiliated students, including active duty, veterans, reservists, and dependents. We provide a range of services, including processing GI Bill Benefits (Chapters 30, 33, and 1606), Dependents' and Survivors' Education Benefits (Chapter 35), and Veteran Readiness and Employment (Chapter 31). Our office also offers resources for academic, professional, and social support, and we host various events throughout the year to foster community among our 1,300+ military-affiliated students. Additionally, we publish a monthly newsletter, Dog Tags, to keep our community informed, and we manage the Military Community Center located at 2035 F Street, a dedicated space for student engagement and support.

SAFETY

WEBSITE: <https://safety.gwu.edu/>

GW Emergency Services

- Emergency: (202) 994-6111
GW Police Department & EMeRG
- Non-Emergency: (202) 994-6110

Environmental Health & Safety

- Phone: (202) 994-4347
- Email: safety@gwu.edu

Office of Emergency Management

- Phone: (202) 994-4936
- Email: oem@gwu.edu

Office of Advocacy & Support

- Phone: (202) 994-0443
- Email: oas@gwu.edu

Student safety is a top priority on the GW campus, and the [Division of Safety and Operations](#) provides a secure campus environment with each of our locations with the partnership of all areas of our university. [The GW Police Department](#) is responsible for protecting the community by providing 24 hour patrol services to the DC campuses and overseeing security at GW's Virginia Science and Technology campus. [EMeRG](#) is GW's own EMS agency providing free treatment and hospital transportation on and around GW's DC campuses. Download [GW Guardian](#), a free personal safety app, that connects you directly with emergency services and enables users both on and off campus to receive emergency notifications. Safe rides are provided with [GW Safe Ride](#), a late-night service that transports students to and from buildings on campus. Additional emergency updates are available for students and families on the [Campus Advisory](#) website and through [GW Alert](#). Students living in DC may also wish to subscribe to [AlertDC](#), DC's communications system for emergency alerts, notifications, and updates directly from the District of Columbia's public safety officials.

TRANSPORTATION

GW graduate students have access to a variety of transportation resources to help navigate the DC metropolitan area.

METRO ACCESS

Foggy Bottom-Main campus can be accessed via the [WMATA DC Metro](#) through the Foggy Bottom station or bus routes.

U-Pass Program - Graduate, medial, doctoral, exchange, and law students that are taking nine or more credits during the semester are eligible for the [U-Pass program](#). If you are a graduate student that has finished all their class requirements, you can work with your program director or advisor to apply for a Full-Time Certification in order to be eligible for the U-Pass program.

CAMPUS SHUTTLES

GW has three free campus shuttles during normal hours. These campus shuttles go offline at 12:00 am, but the GW Safe Ride shuttle is available until 4:00 am. While riding shuttles, you will be required to show your GWorld Card upon request.

Mount Vernon Express - Runs between Foggy Bottom and Mount Vernon every 15-60 minutes depending on the time of day and day of the week. See the shuttle schedule [here](#).

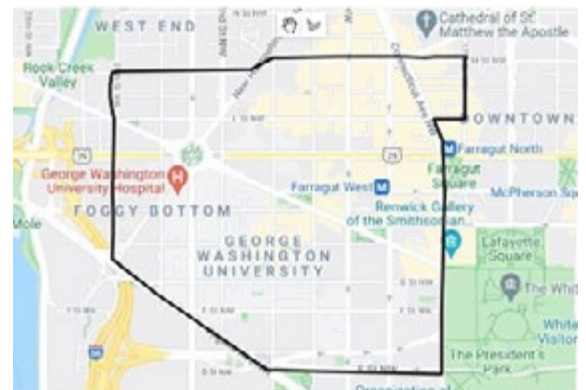
VSTC Express - Runs between Foggy Bottom and the Virginia Science and Technology Campuses Monday-Friday from 7:00 am-7:30 pm depending on the location. See the shuttle schedule [here](#). The VSTC also has access to the Innovation Center Metro Shuttle for \$1, which goes to the Innovation Center metro stop. This shuttle DOES NOT run through summer.

DRIVING

For those who prefer to drive, there are [parking](#) options available on-campus. Car-sharing services like Zipcar are also available in the area.

GW SAFE RIDE

GW Safe Ride provides students with a free ride to and from Foggy Bottom Campus residence halls and academic buildings seven days a week between 7:00 pm-4:00 am. You can request GW Safe Ride using the "GW Rider" app, using the GW Safe Ride website, or by calling (202) 994-RIDE (7433). The Safe Ride service area is shown to the right:



ALTERNATIVE TRANSPORTATION

Some students use other forms of transportation to/from campus such as bikes/scooters. There are some bike routes and lanes throughout the DMV and even on campus. However, not every street has bike lanes so it is important to be alert while biking around campus. Capital Bikeshare DC is an affordable way to bike around the city, and GW offers students a discounted membership rate.



EMERGENCY PHONE NUMBERS

GW Emergency Services	202-994-6111
Environmental Health and Safety	202-994-4347
Director of Facilities Management	202-994-5755
DC Police, Fire, and Ambulance	911
George Washington University Hospital	202-715-4000
Georgetown University Hospital	202-784-2000
DC Emergency Management Agency	202-727-6161